

Technical Specification Water Cooled

Model	Nominal Power	FAD		Cooling Water Flow	Dimension	Weight
	HP	cfm	m ³ /min	Gallons/min	L x W x H (Inches)	lbs
460V - 60 Hz - 100 psi Working Pressure						
OF-90	125	549	15.5	32	116 x 65 x 73	9920
OF-110	150	669	18.9	37	116 x 65 x 73	9920
OF-135	200	860	24.4	41	116 x 65 x 73	10800
OF-145	200	880	24.9	48	116 x 65 x 73	10800
OF-170	250	1077	30.5	63	116 x 65 x 73	10800
OF-200	300	1351	38.3	62	138 x 65 x 81	14000
OF-210	300	1468	41.6	73	138 x 73 x 81	14000
OF-250	300	1509	42.7	79	138 x 73 x 81	14000
OF-265	350	1654	46.8	90	138 x 73 x 81	14000
OF-275	350	1688	47.8	94	138 x 73 x 81	14000
OF-300	400	1809	51.2	101	138 x 73 x 81	14000
OF-355	450	1935	54.8	180	165 x 83 x 100	20944
OF-400	500	2443	69.2	201	165 x 83 x 100	20944
460V - 60 Hz - 115 psi Working Pressure						
OF-90	125	505	14.3	32	116 x 65 x 73	9920
OF-110	150	619	17.5	37	116 x 65 x 73	9920
OF-135	200	800	22.7	41	116 x 65 x 73	10800
OF-145	200	815	23.1	48	116 x 65 x 73	10800
OF-170	250	990	28.0	63	116 x 65 x 73	10800
OF-210	300	1376	39.0	73	138 x 65 x 81	14000
OF-250	300	1416	40.1	79	138 x 73 x 81	14000
OF-265	350	1550	43.9	90	138 x 73 x 81	14000
OF-275	350	1602	45.4	94	138 x 73 x 81	14000
OF-300	400	1680	47.6	101	138 x 73 x 81	14000
OF-355	450	1929	54.6	180	165 x 83 x 100	20944
OF-400	500	2333	66.1	201	165 x 83 x 100	20944
460V - 60 Hz - 125 psi Working Pressure						
OF-90	125	480	13.6	32	116 x 65 x 73	9920
OF-110	150	581	16.5	37	116 x 65 x 73	9920
OF-135	200	750	21.2	41	116 x 65 x 73	10800
OF-145	200	775	21.9	48	116 x 65 x 73	10800
OF-170	250	950	26.9	63	116 x 65 x 73	10800
OF-210	300	1327	39.6	73	138 x 65 x 81	14000
OF-250	300	1366	38.7	79	138 x 73 x 81	14000
OF-265	350	1414	40.9	90	138 x 73 x 81	14000
OF-275	350	1506	42.6	94	138 x 73 x 81	14000
OF-300	400	1646	46.6	101	138 x 73 x 81	14000
OF-355	450	1929	54.6	180	165 x 83 x 100	20944
OF-400	500	2275	64.4	201	165 x 83 x 100	20944

1 : OF - 90 NEMA spec motor nominal power is 125 HP

- Free Air Delivery (FAD) are tested as per ISO 1217 : 2009 - Annex C
- FAD indicated is for the full package measured at the outlet
- The water inlet pressure min to max is 14.3 psi to 36 psi
- The cooling water temperature rise is 14°F
- Weight indicated is approximate and actual can vary significantly
- Displayed here is the standard range. For customized packages with different voltages , medium and high voltage motor, pressure variants (50 - 130 psi for two stage machines), please contact our nearest sales office
- All standard packages can be offered with built in VFD. Please contact our nearest sales office for specifications and turndown details
- All mentioned packages are water cooled models only
- The ambient temperature operating conditions 23°F to 113°F
- All motors can be supplied for various country standards like ABNT, NEMA and IEC however packages(dimension & weight) may vary
- Due to continuous improvements, specifications are subject to change without prior notice



41CAT0002/RO1



Oil-free Series Screw Air Compressors

Oil-free air for all sustainable air needs

ELGi
Always Better.

UPTIME™ + **OILFREE™**
ASSURANCE CLASS-O ISO 8573-1



CIN: L29120TZ1960PLC000351

www.elgi.com

Two-Stage OF Series: 125 - 500 Hp
Two - Stage OF-A Series: 60 - 250 HP

"My critical application requires Class Zero, oil free air with no breakdowns. The UPTIME assurance from ELGI ensures we are always running."



The Dual Advantage



ELGi Oil-Free Technology

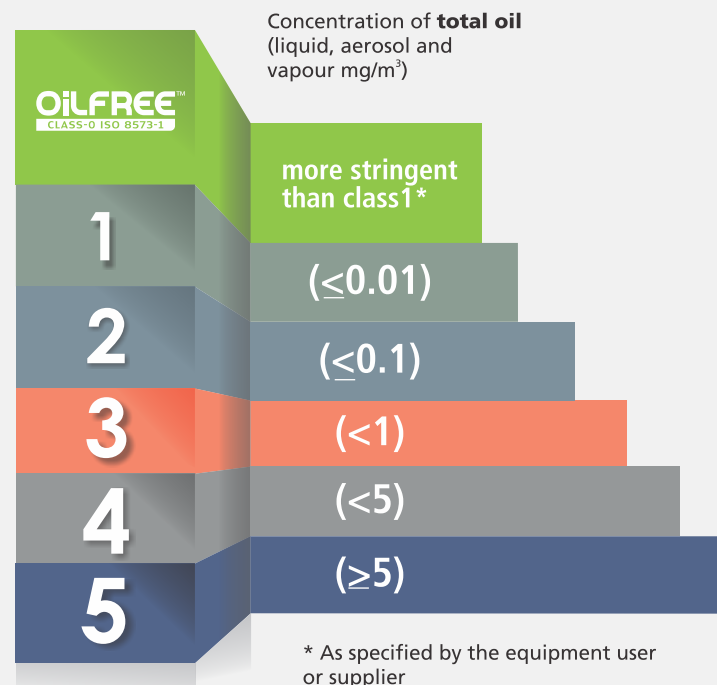
ELGi is one of the very few compressor companies to design and manufacture oil-free airends. With in-house oil-free technology, the compressors are engineered to deliver maximum uptime and reliability. ELGi's unique eta-V rotor design reduces pressure losses and increases stage efficiencies, leading to an optimized compressed air system.

Optimized component layout of the OF series machine provides easy serviceability with reduced service time. Incorporating superior safety norms, the compressors have not only low energy losses and low air outlet temperatures but are also highly reliable and compact. All these advanced features integrated into one simple design that drives maximum Reliability and Uptime.



UPTIME™ ASSURANCE

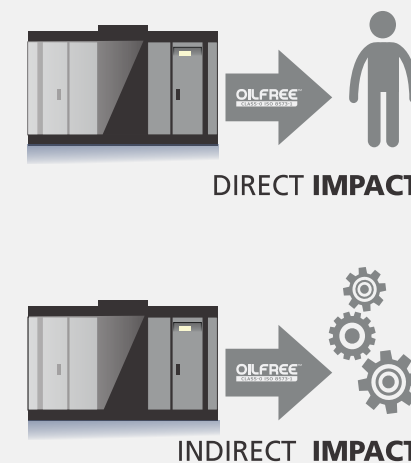
It's not just about delivering air
It's about delivering UPTIME™



ISO 8573-1, Class '0' Oil-free air



Applications

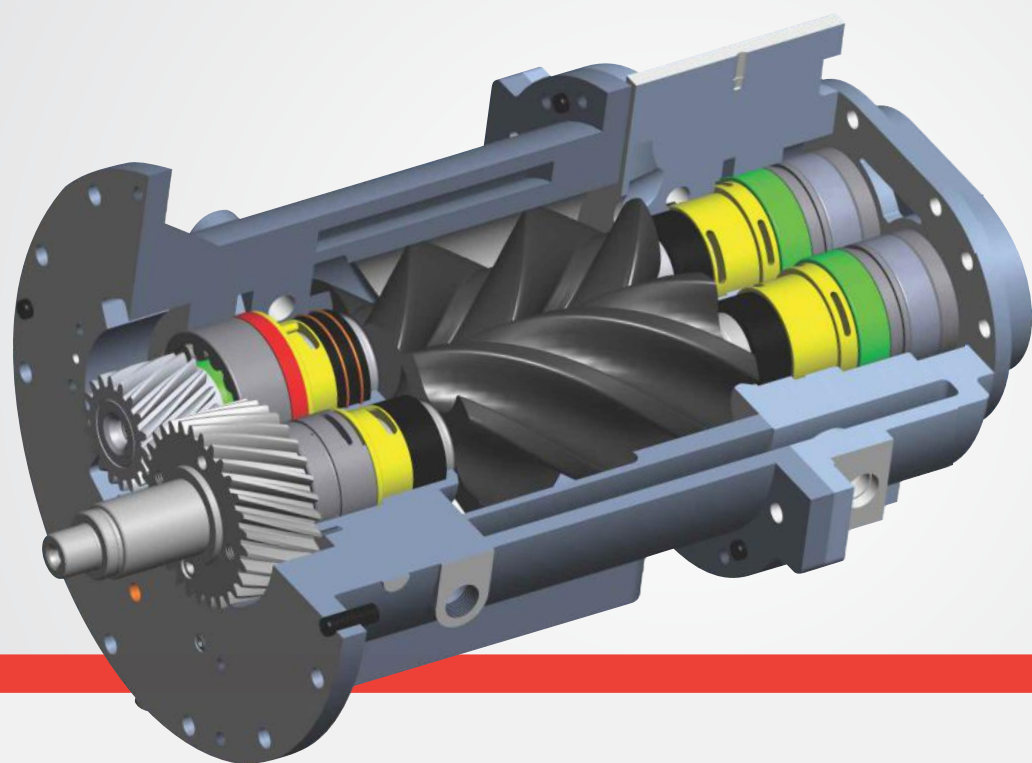


Oil free air is required where there is absolute intolerance of oil vapour presence in the entire manufacturing process



UPTIME Components

Every component in ELGi OF series starting from design, Manufacturing till quality testing embody the philosophy of UPTIME ASSURANCE. The materials used ensure long life, reliability and ruggedness under wide ambient conditions to provide you with oil-free air for uninterrupted and seamless productivity.



Bearings

- Special bearings running at relatively low speeds and high temperatures.
- Optimized for oil free compressor speeds and temperatures considering the load and unload conditions.



Oil Seal

- Non-contact type Visco seals made of Bronze
- Helical grooves cut with helix direction opposite to rotor rotation to prevent oil entry into compression chamber



Casing


- Completely coated with PP[®] coating (food grade)
- Water jackets are also coated with the same coating

UPTIME Components



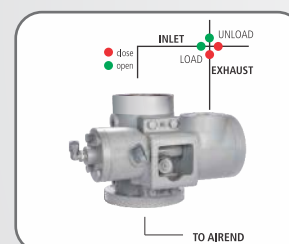
Coolers

- Cupronickel coolers with water-in-tube system and is designed for temperature difference of max. 14°F
- Better Corrosion resistance and 28 times better thermal conductivity than stainless steel



Rotor

- Patented eta-V profile with 3/5 lobe for high swept volume and lower pressure ratio
- Rotor operate at lower speed due to the patented profile and less inter-lobe Leakages
- Rotor and housing are coated with PTFE based food-grade PP[®] coating to resist
- Corrosion and endure at high temperatures up to 482°F. This results in optimum long term performance with no loss at efficiency.




Capacity Control Valve

- Hydraulic rack and pinion type actuation
- Valve membrane made of stainless steel metal instead of elastomer
- More than one million cycles life between rebuilds
- Simultaneous closing of inlet valve and opening of blow off valve by rack and pinion to ensure safety and air-end life
- Less maintenance compared to electrically actuated valves



Air Seal

- Carbon impregnated SS floating type seals
- Axially locked by Belleville spring and radially locked by compressed air



Oil Pump

- Separate motor powered oil pump ensures lubrication before and during start of machine (ensuring no dry running of gears and bearings)
- All oil tubing is made of Stainless Steel to increase reliability




Timing Gears

- Helical gears, precision ground to DIN 4 quality and case hardened to minimize transmission losses and noise during operation
- Dynamically balanced to reduce vibrations by optimizing the loads on bearings and increase bearing life.

UPTIME
Design

Intelligent Control for Consistent Air Quality and Increased UPTIME

- Reliability of the entire system is ensured by using a dedicated programmable Logic Controller (PLC)
- The PLC uses more than 15 safety interlocks gathering input from Analog and Digital modules



PLC- Optional with Customized Solutions

Add on features:

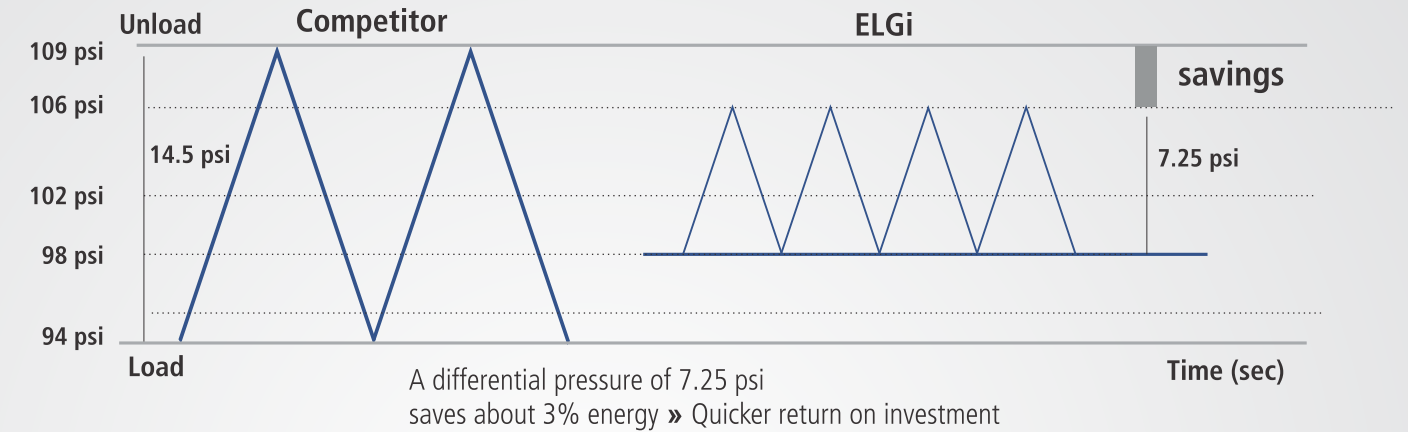
- DCS connectivity with Modbus
- Customized in-line with client requirement
- Shock pulse monitoring system

With Rack & Pinion capacity control system, there is no maintenance for over one million cycles » Lower cost of ownership

Without two-step control

With rack and pinion control

Gives an edge to operate numerous cycles in a minute with reduction in pressure band. This saves energy and maintains pressure discharge.



Reliability / Working Conditions

- Lower speed of airoend » Gives better reliability due to lower gear ratio
- Usage of rigid Stainless Steel tubes » Improves product reliability and reduce maintenance
- Reduced pressure differential. Load unload pressure differential is 2.9 psi » Reduces stress on the motor
- Tropical design » Ensures reliable operation at severe working temperatures (23°F to 113°F)

Efficiency / Cost of Ownership

Low life cycle cost- High energy efficiency design delivering maximum UPTIME and lower cost of ownership

- Operates on low pressure cooling-water head » Reduced power consumption of feed water pumps
- Lower temperature differential of cooling water » Power saving by reduced cooling water pump sizing
- Optimized airoend design » Deliver best efficiency of its class at different pressures and Quicker return on investment
- The OF series compressor package ensures that cooling water in-out temperature differential is only 14°F compared to other conventional systems of 57.2°F » Ensures lower thermal stress to the system, better fouling factor and lower cost of ownership



Consistent Air Quality

Consistent oil-free air meeting ISO8573-1 class 0 oil standards.

- Food grade coating is done where air contacts metal surface inside the compressor » Ensures consistent oil-free air without metal debris
- Pipes have special e-coating » Ensures consistently clean and oil-free air
- Optimized rotor clearances » Ensures consistent air delivery as rotor coatings remain uniform



UPTIME Assurance

Uptime Assurance Plan

48⁺-hour parts availability» Parts availability shouldn't be a limiting factor for your business. So all ELGi distributors stock high volumes of replacement filters and parts. However, if they don't have a specific part available, we'll ship it to you within 48⁺ hours.

Competitive parts pricing» Genuine ELGi replacement parts and consumables (filters, oil etc.) are key to protecting your OF series compressor and providing maximum uptime. That's why we offer them at competitive prices.

Loaner machines» If your compressor goes down, we'll have it repaired within 48⁺-hours or we can offer you use of a loaner machine while yours is being repaired.

Customer Hotline» When you have service questions, you want to speak to a person, not a machine. You also want that person to be local and knowledgeable. That's why our customer hotline is staffed by industry professionals who know our products, and your business.

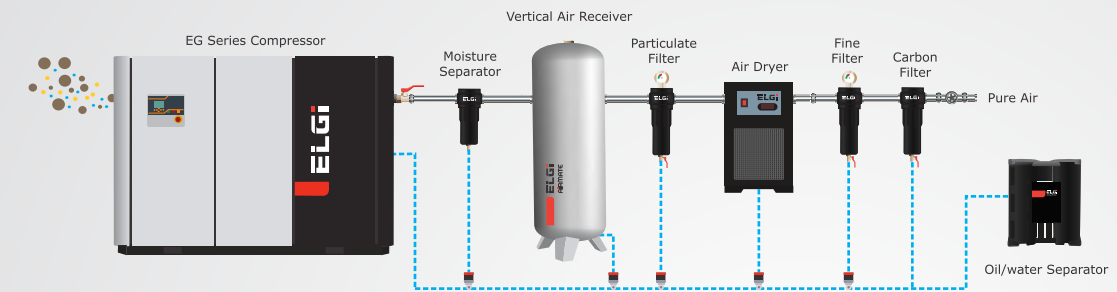
* Subject to conditions.



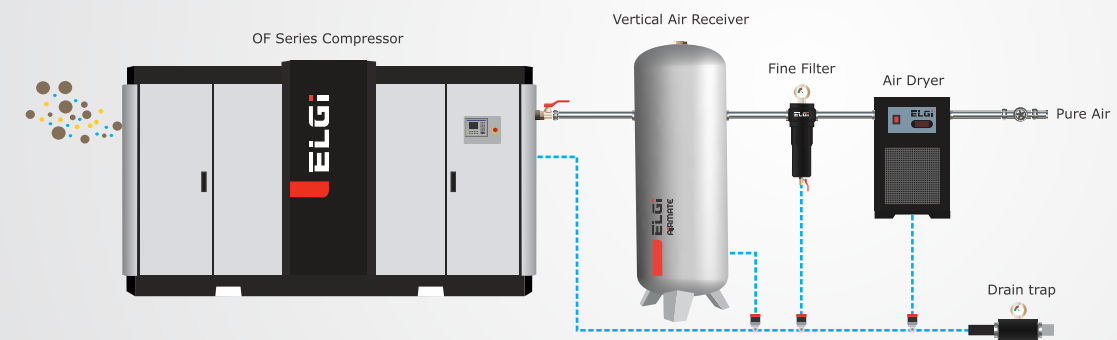
UPTIME Assurance

Reduced Installation Cost

Oil-Lubricated Compressed Air Supply System



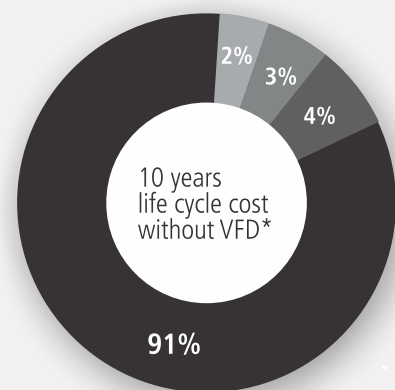
Oil-Free Compressed Air Supply System



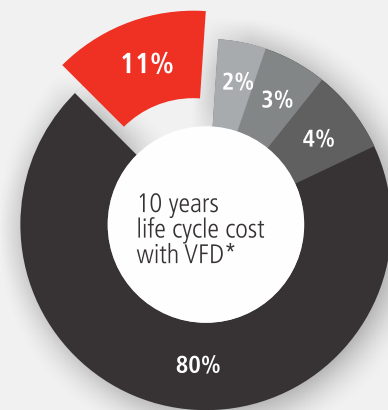
AIRMATE™ AIR ACCESSORIES

Improved Cost Of Ownership

In addition to ensuring UPTIME, ELGi OF series is designed to deliver quick returns on capital invested by reducing the operating cost.



- TOTAL POWER COST OF RUNNING MACHINE
- TOTAL SAVINGS DUE TO VFD
- TOTAL POWER COST FOR UTILITIES BY CUSTOMER
- INSTALLATION AND MAINTENANCE COST
- CAPITAL AND COMMISSIONING COST



* Cost based on OF 275-7 model with VFD. Values subject to change for different models

WITH THE CONSERVE ENERGY SAVING ACCESSORIES AND AIRMATE DOWNSTREAM ACCESSORIES, ELGI IS STRIVING FOR A CLEAN, GREENER AND SUSTAINABLE FUTURE

CONSERVE™ ENERGY EFFICIENCY





Variable Frequency Drives (VFD)

The ELGi CONSERVE VFD matches the compressor output to air demand by varying motor speed and hence the power consumption of the compressor reduces in line with the reduction in demand. The VFD eliminates frequent load-unload cycle and minimizes power wastage there by saving energy cost.

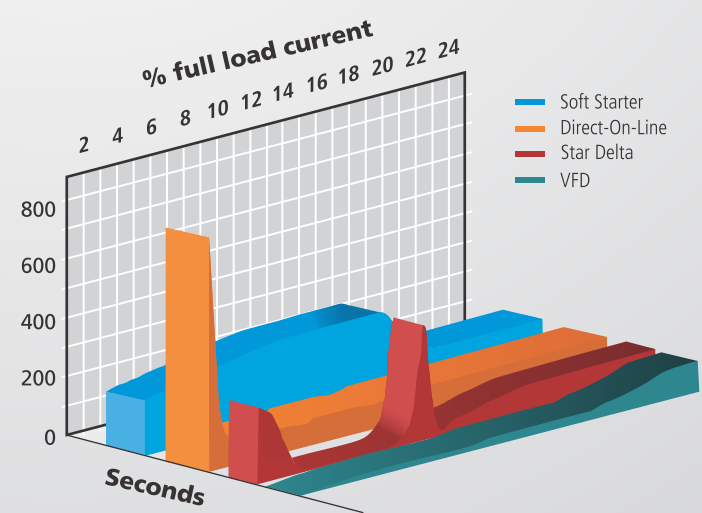
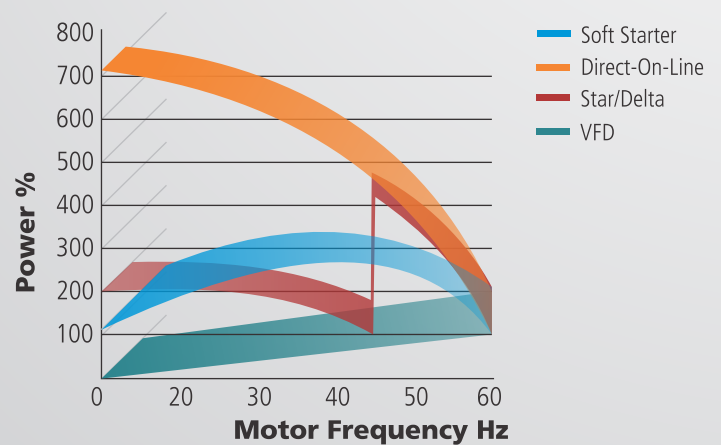
Most fixed speed compressor operates on a load unload band of at least 7.25 psi around the working pressure whereas with ELGi VFD, compressor can be operated within a band of 1.45 psi. Since the compressor is not operated under higher than working pressure requirements, there is substantial energy saving. Approximately, For every 2 psi reduction in operating pressure, there is 1% power saving.

In a fixed speed compressor with Star-Delta starter, starting current is as high as three times the full load current (FLC). With ELGi VFD, starting current is less than the FLC. This helps to avoid using higher ratings of allied components like fuses, MCCB, cable size, generator rating, isolators etc.

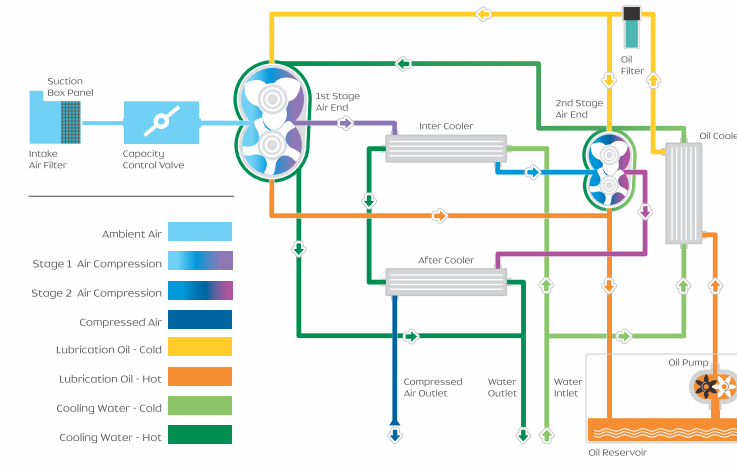
For compressed air systems with fluctuating demand pattern, return on additional capital investment due to energy saved can be within few months.

Advantages:

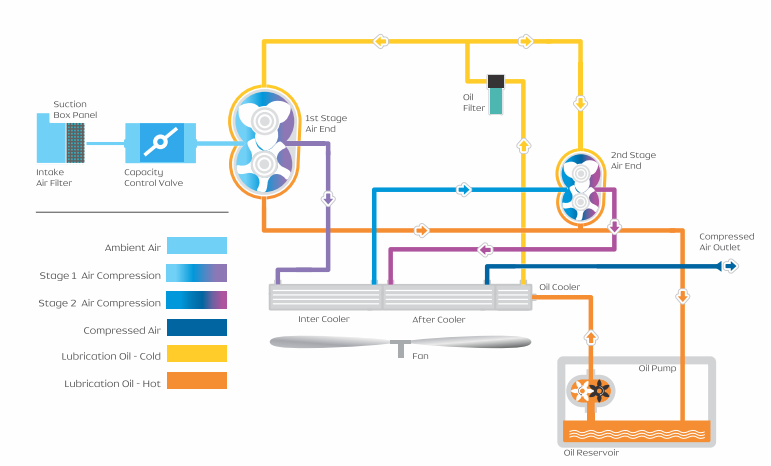
- | | |
|--|--|
| <p>Electrical:</p> <ul style="list-style-type: none"> • Low starting current • High efficiency • Improved power factor • Reduced maximum demand | <p>Mechanical:</p> <ul style="list-style-type: none"> • Minimum maintenance • Reduced mechanical wear • Smooth start • Smooth control |
|--|--|



Oil Free Two Stage Water Cooled



Oil Free Two Stage Air Cooled



Technical Specification Air Cooled

Model	Nominal Power	FAD		Installed Fan Motor	Dimension	Weight
	HP	cfm	m ³ /min	HP	L x W x H (Inches)	lbs
460V / 440V / 380V- 60 Hz – 100 psi(g) Working Pressure						
OF-45 A	60	235	6.7	3.9	86.6 x 49.2 x 78.7	5732
OF-55 A	75	295	8.4	3.9	86.6 x 49.2 x 78.7	5732
OF-75 A	100	425	12.0	3.9	86.6 x 49.2 x 78.7	5732
OF-90 A	150	549	15.5	7.5	169.3 x 65.0 x 72.8	12125
OF-110 A	150	671	19.0	7.5	169.3 x 65.0 x 72.8	12125
OF-135 A	200	855	24.2	15	196.9 x 72.1 x 72.8	13227
OF-145 A	200	889	25.2	15	196.9 x 72.1 x 72.8	13227
OF-170 A	250	1085	30.7	15	196.9 x 72.1 x 72.8	13227

460V / 440V / 380V- 60 Hz – 115 psi(g) Working Pressure						
OF-90 A	150	505	14.3	7.5	169.3 x 65.0 x 72.8	12125
OF-110 A	150	592	16.8	7.5	169.3 x 65.0 x 72.8	12125
OF-135 A	200	793	22.5	15	196.9 x 72.1 x 72.8	13227
OF-145 A	200	824	23.3	15	196.9 x 72.1 x 72.8	13227
OF-170 A	250	999	28.3	15	196.9 x 72.1 x 72.8	13227

460V / 440V / 380V- 60 Hz – 125 psi(g) Working Pressure						
OF-45 A	60	190	5.4	3.9	86.6 x 49.2 x 78.7	5732
OF-55 A	75	253	7.2	3.9	86.6 x 49.2 x 78.7	5732
OF-75 A	100	360	10.2	3.9	86.6 x 49.2 x 78.7	5732
OF-90 A	150	480	13.6	7.5	169.3 x 65.0 x 72.8	12125
OF-110 A	150	567	16.1	7.5	169.3 x 65.0 x 72.8	12125
OF-135 A	200	754	21.4	15	196.9 x 72.1 x 72.8	13227
OF-145 A	200	785	22.2	15	196.9 x 72.1 x 72.8	13227
OF-170 A	250	957	27.1	15	196.9 x 72.1 x 72.8	13227